


**THE COMPANIES ACT, 2017
(Section 227(2)(f))
PATTERN OF SHAREHOLDING**

1.1 Name of the Company NIMIR RESINS LIMITED

2.1. Pattern of holding of the shares held by the shareholders as at 30-06-2022

-----Shareholdings-----			
2.2 No. of Shareholders	From	To	Total Shares Held
1,174	1	100	35,432
1,162	101	500	377,264
571	501	1,000	449,112
1,013	1,001	5,000	2,663,731
299	5,001	10,000	2,186,131
97	10,001	15,000	1,222,858
59	15,001	20,000	1,052,533
54	20,001	25,000	1,278,164
20	25,001	30,000	544,942
19	30,001	35,000	622,289
13	35,001	40,000	498,355
8	40,001	45,000	337,778
29	45,001	50,000	1,444,500
8	50,001	55,000	418,471
4	55,001	60,000	232,815
5	60,001	65,000	317,829
4	65,001	70,000	270,199
12	70,001	75,000	872,739
4	75,001	80,000	312,567
2	80,001	85,000	165,916
5	85,001	90,000	448,564
6	95,001	100,000	600,000
2	100,001	105,000	200,510
1	105,001	110,000	110,000
2	110,001	115,000	227,500
2	115,001	120,000	236,000
1	125,001	130,000	128,000
1	140,001	145,000	145,000
2	145,001	150,000	300,000
1	150,001	155,000	151,000
1	155,001	160,000	157,268
1	160,001	165,000	164,500
2	165,001	170,000	335,626
2	175,001	180,000	357,000
1	185,001	190,000	186,500
3	195,001	200,000	600,000
1	205,001	210,000	210,000
1	215,001	220,000	218,250
1	220,001	225,000	225,000
1	245,001	250,000	249,000
1	265,001	270,000	270,000



Nimir Resins Limited

-----Shareholdings-----			
2.2 No. of Shareholders	From	To	Total Shares Held
1	270,001	275,000	272,500
1	275,001	280,000	275,643
1	280,001	285,000	283,250
1	290,001	295,000	291,500
1	295,001	300,000	299,802
1	325,001	330,000	326,000
1	390,001	395,000	394,000
1	395,001	400,000	400,000
1	405,001	410,000	409,000
1	420,001	425,000	425,000
1	500,001	505,000	505,000
1	635,001	640,000	639,500
1	640,001	645,000	644,779
1	660,001	665,000	661,500
1	730,001	735,000	732,000
1	855,001	860,000	860,000
1	910,001	915,000	912,500
1	985,001	990,000	986,750
1	1,105,001	1,110,000	1,107,000
1	2,575,001	2,580,000	2,576,484
1	3,075,001	3,080,000	3,079,500
1	3,330,001	3,335,000	3,333,500
1	6,120,001	6,125,000	6,124,078
1	6,445,001	6,450,000	6,446,387
1	16,435,001	16,440,000	16,438,306
1	72,070,001	72,075,000	72,073,742
4,621			141,321,064



2.3 Categories of Shareholders	Shares Held	Percentage
2.3.1 Directors, Chief Executive Officer, and their spouse and minor children	6,793,693	4.8073
2.3.2 Associated Companies, undertakings and related parties. (Parent Company)	94,958,435	67.1934
2.3.3 NIT and ICP	4,859	0.0034
2.3.4 Banks Development Financial Institutions, Non Banking Financial Institutions.	1,276	0.0009
2.3.5 Insurance Companies	0	0.0000
2.3.6 Modarabas and Mutual Funds	4,617,529	3.2674
2.3.7 Share holders holding 10% or more	88,512,048	62.6319
2.3.8 General Public		
1- Local	24,952,164	17.6564
2- Foreign	213,912	0.1514



Nimir Resins Limited

<u>Categories of Shareholders</u>	<u>Shares Held</u>	<u>Percentage</u>
2.3.9 Others (to be specified)		
1- Joint Stock Companies	6,288,034	4.4495
2- Government Holding	35,963	0.0254
3- Investment Companies	3,279,905	2.3209
4- Pension Funds	42,049	0.0298
5- Others	133,245	0.0943

3. Signature of Chief Executive / Secretary

4. Name of Signatory

Muhammad Inam-ur-Rahim

5. Designation

Company Secretary

6. NIC Number

42101-1610012-1

7. Date

30

06

2022

Nimir Resins Limited

Page 3 of 3

NIMIR RESINS LIMITED

Catagories of Shareholding required under Code of Corporate Governance (CCG)
As on June 30, 2022

Sr. No.	Name	No. of Shares Held	Percentage (%)
---------	------	--------------------	----------------

Associated Companies, Undertakings and Related Parties :

1	Nimir Management (Pvt.) Limited (CDC)	72,073,742	51.0000
2	Nimir Industrial Chemicals Limited (CDC)	16,438,306	11.6319
3	Terranova (Pvt.) Limited (CDC)	6,446,387	4.5615

Mutual Funds :

1	Prudential Stocks Fund Ltd.	29	0.0000
2	CDC - Trustee Al-Ameen Islamic Asset Allocation Fund (CDC)	249,000	0.1762
3	CDC - Trustee Al-Ameen Sharia Stock Fund (CDC)	1,107,000	0.7833
4	CDC - Trustee MCB Pakistan Stock Market Fund (CDC)	860,000	0.6085
5	CDC - Trustee UBL Asset Allocation Fund (CDC)	77,000	0.0545
6	CDC - Trustee UBL Dedicated Equity Fund (CDC)	40,500	0.0287
7	CDC - Trustee UBL Retirement Savings Fund - Equity Sub Fund (CDC)	639,500	0.4525
8	CDC - Trustee UBL Stock Advantage Fund (CDC)	912,500	0.6457
9	CDC-Trustee Al-Ameen Islamic Ret. Sav. Fund-Equity Sub Fund (CDC)	732,000	0.5180

Directors and their Spouse and Minor Children :

1	Sh. Amar Hameed (CDC)	706	0.0005
2	Mr. Zafar Mahmood (CDC)	706	0.0005
3	Mr. Abdul Jalil Jamil	20,456	0.0145
4	Mr. Muhammad Yahya Khan (CDC)	6,124,078	4.3335
5	Mr. Osman Hameed (CDC)	706	0.0005
6	Mr. Pervaiz Ahmed Khan (CDC)	510	0.0004
7	Mrs. Nazia Qureshi (CDC)	500	0.0004
8	Mrs. Nusrat Jamil (CDC)	646,031	0.4571

Executives:

302,354 0.2139

Public Sector Companies & Corporations:

- 0.0000

Banks, Development Finance Institutions, Non Banking Finance Companies, Insurance Companies, Takaful, Modarabas and Pension Funds:

43,325 0.0307

Shareholders holding five percent or more voting interest in the listed Company :

S. No.	Name	Holding	%
1	Nimir Management (Pvt.) Limited (CDC)	72,073,742	51.0000
2	Nimir Industrial Chemicals Limited (CDC)	16,438,306	11.6319

All trades in the shares of the listed company, carried out by its Directors, Executives and their spouses and minor children shall also be disclosed:

S. No.	Name	Sale	Purchase
1	Imran Afzal		81,000

Nimir Resins Limited